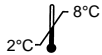




Monospecific Anti-Human IgG BLOOD GROUPING REAGENT Rabbit Polyclonal

REF Z356



IVD



INTRODUCTION

This reagent has been prepared by blending rabbit antibodies to human IgG, and pre-diluting the resulting mixture for the optimum detection of IgG blood group antibodies by the direct and indirect antiglobulin tests.

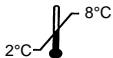
INTERPRETATION OF LABEL SYMBOLS

LOT

Batch code



Use by (YYYY-MM-DD)



Storage temperature limitation (2°C– 8°C)

IVD

In vitro diagnostic medical device



Consult instructions for use

www.quotientbd.com



Manufacturer

REF

Product Code

INTENDED PURPOSE

This monospecific anti-human IgG reagent is for the *in vitro* detection of IgG blood group antibodies by the direct and indirect antiglobulin tests.

REAGENT DESCRIPTION

The reagent contains a blend of rabbit antibodies to human IgG, diluted in phosphate buffered saline (PBS) which contains 10g/l bovine serum albumin, 1g/l sodium azide and 0.1g/l Tween 80.

The volume delivered by the reagent dropper bottle is approximately 40µl; bearing this in mind, care should be taken to ensure that appropriate serum: cell ratios are maintained in all test systems.

This reagent complies with the requirements of Directive 98/79/EC on *in vitro* Diagnostic Medical Devices and the recommendations contained in the Guidelines for Blood Transfusion Services in the United Kingdom.

STORAGE CONDITIONS

The reagent should be stored at 2°C - 8°C. Do not use if turbid. Do not dilute. The reagent is stable until the expiry date stated on the product label.

PRECAUTIONS FOR USE AND DISPOSAL

This reagent contains 0.1% sodium azide. Sodium azide may react with lead and copper plumbing to form explosive compounds. If discarded into sink, flush with a large volume of water to prevent azide build-up.

Harmful to aquatic life with long lasting effects. Avoid release to the environment. Dispose of contents/container in accordance with local/regional/national/international regulations.

CAUTION: SOURCE MATERIAL USED IN THE MANUFACTURE OF THIS REAGENT WAS FOUND NON-REACTIVE FOR HBsAg, ANTI-HIV 1/2 AND ANTI-HCV. NO KNOWN TEST METHODS CAN OFFER ASSURANCE THAT PRODUCTS DERIVED FROM HUMAN OR ANIMAL BLOOD WILL NOT TRANSMIT INFECTIOUS DISEASE. APPROPRIATE CARE SHOULD BE TAKEN IN THE USE AND DISPOSAL OF THIS PRODUCT.

This reagent is for *in vitro* professional use only.

SPECIMEN COLLECTION AND PREPARATION

Specimens should be collected by aseptic technique with or without an anticoagulant. The specimen should be tested as soon as possible after collection. If testing is delayed, the specimen should be stored at 2°C - 8°C. Blood specimens exhibiting gross haemolysis or contamination should not be used. Clotted samples or those collected in EDTA should be tested within seven days from collection. Donor blood stored

in citrate anticoagulant may be tested until the expiry date of the donation.

TEST PROCEDURES

General Information

This reagent has been standardised for use by the techniques described below and therefore its suitability for use in other techniques cannot be guaranteed.

ADDITIONAL MATERIALS AND REAGENTS REQUIRED

- PBS pH 7.0 ± 0.2
- LISS
- IgG sensitised reagent red cells for control of the antiglobulin test
- 12 x 75mm glass test tubes
- Pipettes
- Centrifuge

RECOMMENDED TECHNIQUES

NIS, 37°C Indirect Antiglobulin

- Add 2 volumes of blood grouping reagent to a 12 x 75mm glass tube.
- Add 1 volume of 2-3% NIS suspended red cells.
- Mix the test well and incubate for 45-60 minutes at 37°C.
- Wash the test 4 times with a large excess of PBS pH 7.0 ± 0.2 (e.g. 4ml of PBS per 12 x 75mm tube).

- NOTE:** (i) allow adequate spin time to sediment the red cells.
(ii) ensure that most of the residual saline is removed at the end of each wash to leave a 'dry' cell button.
- Add two drops of monospecific anti-human IgG reagent to each tube.
 - Mix thoroughly.
 - Centrifuge at 1000g for 10 seconds or at a suitable alternative g force and time.
 - Gently shake the tube to dislodge the cell button from the bottom and observe macroscopically for agglutination.

Direct Antiglobulin Test

- Add 1 volume of washed (x4) 2-3% NIS suspended red cells.
- Add two drops of monospecific anti-human IgG reagent to each tube.
- Mix thoroughly.
- Centrifuge at 1000g for 10 seconds or at a suitable alternative g force and time.
- Gently shake the tube to dislodge the cell button from the bottom and observe macroscopically for agglutination.

LISS, 37°C Indirect Antiglobulin

- Add 2 volumes of blood grouping reagent to a 12 x 75mm glass tube.
- Add 2 volumes of 1.5-2% LISS suspended cells.
- Mix the test well and incubate for 15-20 minutes at 37°C.
- Wash the test 4 times with a large excess of PBS pH 7.0 ± 0.2 (e.g. 4ml of PBS per 12 x 75mm tube).

NOTE: (i) allow adequate spin time to sediment the red cells.
(ii) ensure that most of the residual saline is removed at the end of each wash to leave a 'dry' cell button.

- Add two drops of monospecific anti-human IgG reagent to each tube.
- Mix thoroughly.
- Centrifuge at 1000g for 10 seconds or at a suitable alternative g force and time.
- Gently shake the tube to dislodge the cell button from the bottom and observe macroscopically for agglutination.

INTERPRETATION OF RESULTS

Agglutination = positive test result
No agglutination = negative test result

QUALITY CONTROL

Every batch of antiglobulin tests should include a suitable positive (sensitivity) control, eg R₁r cells sensitised with a weak anti-Rh(D).

PERFORMANCE LIMITATIONS

Washing is best performed with approximately four cycles of 4ml PBS per tube. The use of weak IgG sensitised red cells (e.g. R₁r cells sensitised with anti-Rh(D)) is essential to confirm the activity of an anti-human IgG reagent in negative tests. Tests in which negative results are obtained with this procedure should be considered invalid and repeated if necessary.

Any PBS present after the completion of the wash phase may dilute the anti-human IgG reagent beyond its optimal working concentration. It is therefore important to ensure that the maximum amount of wash fluid is removed after each centrifugation stage.

If automated cell washers are used, the performance and cleanliness of the instrument should be checked frequently.

Direct antiglobulin tests should be performed with fresh cells collected in EDTA anticoagulant to avoid *in vitro* sensitisation with complement.

Tests should be read by a 'tip and roll' procedure. Excessive agitation may disrupt weak agglutination and produce false negative results.

It is important to use the recommended g force during centrifugation as excessive centrifugation can lead to difficulty in resuspending the cell button, while inadequate

centrifugation may result in agglutinates that are easily dispersed.

False positive or false negative results can occur due to contamination of test materials, improper reaction temperature, improper storage of materials, omission of test reagents and certain disease states.

SPECIFIC PERFORMANCE CHARACTERISTICS

Red cells which are direct antiglobulin test positive should not be used in the indirect antiglobulin test.

DATE OF ISSUE

2023-01

INSTRUCTIONS FOR USE

Instructions for Use are available on Quotient website at www.quotientbd.com or can be requested from your Local Distributor, by providing the relevant Product Code stated on product labels and Instructions for Use supplied with the product.

KÄYTTÖOHJEET

Käyttöohjeet ovat saatavilla Quotientin sivustossa osoitteessa www.quotientbd.com, tai ne voi pyytää paikalliselta jälleenmyyjältä antamalla tuotteen tuotemerkinnöissä ja mukana toimitetuissa käyttöohjeissa ilmoitetun tuotekoodin.


ISTRUZIONI PER L'USO

Le istruzioni per l'uso son disponibili sul sito Web di Quotient, www.quotientbd.com, o possono essere richieste al proprio distributore locale fornendo il codice del prodotto indicato sulle etichette del prodotto e nelle istruzioni per l'uso fornite con il prodotto.

KULLANIM TALIMATLARI

Kullanım Talimatları Quotient web sitesi www.quotientbd.com adresinde bulunabilir veya ürün etiketinde veya ürüne birlikte verilen Kullanım Talimatlarında belirtilen ilgili Ürün Kodu sunularak Yerel Distribütörden talep edilebilir.

For further information or advice please contact your local distributor.



Emergo Europe B.V.
Prinsessegracht 20
2514 AP The Hague
The Netherlands



Alba Bioscience Limited
James Hamilton Way,
Penicuik,
EH26 0BF, UK

Tel No: +44 (0) 131 357 3333
Fax No: +44 (0) 131 445 7125
E-Mail: customer.serviceEU@quotientbd.com

© Alba Bioscience Limited 2023

Z356PI/06